

“SUPER CLAMP”

A Mini Dam Isolation Barrier

INSTRUCTIONS

CONTENTS: one set contains

<u>ITEM</u>	<u>TO BE USED ON</u>	<u>QUANTITIES</u>
-------------	----------------------	-------------------

L- Large Clamp	molars	1
M- Medium Clamp	molars	1
S -Small Clamp	pre-molars and canines	1
Rubber Dams		50

Re-orders: **Super Clamp** (L-M-S) and the Rubber Dam (boxes of 50 or 200) is available separately.

Super Clamps are made of stainless steel
Rubber Dams are made of latex (none latex Rubber Dam is available by special order)

USES

Super Clamps allow complete isolation of the tooth on which one is working and also protect soft tissues, tongue and cheek.

It can also be used with or without a Rubber Dam

ADVANTAGES

- Wings can be closely fitted by increasing or reducing their curvature.
- Offers complete protection of the tongue cheek and lips.
- Saliva suction tip easily held in place by the clamp.
- Quick and painless fitting
- Any rotary instrument can be used with this clamp
- A distal tooth can be isolated by inverting the position of the clamp

OPERATORY MODE

In case of a broken tooth either reconstruct it or place the clamp on an adjacent tooth.

In a very small buccal area the wings may be folded.

CONFORMITY

These products comply with FDA and European regulation 91/42 and all amendments.

FITTING THE RUBBER DAM ON THE CLAMP

The Rubber Dam should be perforated, first one hole in the top middle portion 1mm from the edge and two perforations 1.5 mm from the lower angles.

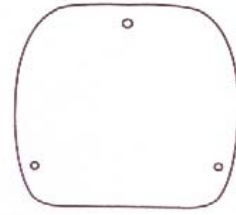


Fig 1

Rubber Dam with 3 perforations: top 1mm lower 1.5 mm

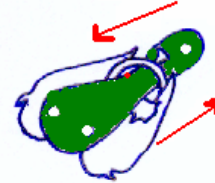


Fig 2

Slip the Rubber Dam (topside with the central perforation) under the spring of the clamp

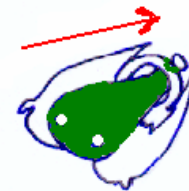


Fig 3

Attach the Rubber Dam by hooking the perforation onto the pointer situated on the upper part of the clamp.



Fig 4

Fold the Rubber Dam over the clamp and insert a second time the pointer into the perforation, then attach the two lower side perforations on the pointers situated on the extremities of the wings

The Rubber Dam is then placed just as a conventional dam. It can be used on 1 to 3 teeth.

STERILISATION

Super Clamps may autoclaved, cold (chemiclave) or dry heat sterilised.

WARNING

Should a wing break off the clamp must be immediately removed and discarded.

To avoid accidental swallowing a thread can be attached to the clamp.

Certain people may be allergic to latex; non-latex Rubber Dam is available.